



[garaga.com](http://garaga.com)

Every detail guaranteed™

A photograph of a two-story house with yellow horizontal siding and a dark brown roof. The house features a large two-car garage with dark brown double doors that have a prominent X-shaped wooden brace pattern and a multi-paned window at the top. The garage is framed by white trim and has two black lantern-style light fixtures on either side. A semi-transparent dark blue rectangle is overlaid on the upper portion of the image, containing the text "COMPLETE COLLECTION" in white, all-caps, sans-serif font.

# COMPLETE COLLECTION

# TRADITIONAL

## MODEL PATTERNS AND LAYOUTS

### PRESTIGE (40" x 15")




Available for R-16 insulation

#### 9' x 7'



Prestige XL

#### 16' x 7'



Prestige XL

### Novatech

Match your Prestige garage door with the Orleans, London or Sydney entry doors from Novatech's Prestige Collection.

### SHAKER (21" x 15" and 40" x 15")



Available for R-16 insulation

#### 9' x 7'



Shaker CC

#### 16' x 7'



Shaker CC



Shaker XL



Shaker XL

### CLASSIC (21" x 13" and 40" x 13")



Available for R-16, R-12, R-10, R-6.6 and non-insulated  
MIX layout is not available for R-6.6 insulation and non-insulated

#### 9' x 7'



Classic CC


#### 16' x 7'



Classic CC



Classic MIX



Classic MIX



Classic XL



Classic XL


## COLORS

**STANDARD:** Ice White, Desert Sand, Claystone, Dark Sand and Moka Brown  
Available for all insulations, except Dark Sand not available for R-6.6 and non-insulated

**PREMIUM:** Charcoal, Evergreen, Black, American Walnut and Chocolate Walnut  
Available for R-16 insulation, except Evergreen not available for Prestige and Shaker patterns



Standard+ Prestige XL, 9' x 8' Moka Brown, Cachet windows / Coordinated with Orleans entry door with Cachet stained glass from Novatech's Prestige Collection



Standard+ Shaker XL, 16' x 8' Desert Sand, 4 vertical lite Orion windows



Standard+ Classic CC, 8' x 7' Ice White, 4 lite Orion windows

## MODEL PATTERNS AND LAYOUTS

VOG® (40x 1 x 1)



Available for R-16 insulation

9x 7



Vog

**Novatech**


Match your Vog garage door with a Vog entry door from Novatech Design Collection.

MODERNO (3/16 continuous lines)




Available for R-16 and R-12 insulation. Moderno Multi layout only for R-16 insulation.

9x 7



Moderno Multi

9x 7




Moderno 2 beads

GROOVED (10 continuous lines)



Available for R-16 and R-12 insulation

9x 7



Grooved

FLUSH



Available for R-16, R-12 and R-10 insulation

9x 7



Flush

## COLORS

**STANDARD:** Ice White, Desert Sand, Claystone, Dark Sand and Moka Brown

Available for all insulations, except Dark Sand not available for R-6.6 and non-insulated

**PREMIUM:** Charcoal, Evergreen, Black and Chocolate Walnut

Available for R-16 insulation, except Evergreen not available for Vog pattern



Standard+ Vog, 10x 7 Black, window layout: Left-side Harmony / Coordinated with Vog entry door from Novatech



Standard+ Moderno Multi, 16x 8 Chocolate Walnut, window layout: Left-side Harmony



Standard+ Flush, 10x 7 Charcoal, Masterline windows Coordinated with entry door from Novatech with Masterline glass

## WINDOW LAYOUTS

Visit our site at [garaga.com/windowlayouts](http://garaga.com/windowlayouts) to see all available possibilities.

Available for R-16 and R-12 insulation



Left-side Harmony

# CARRIAGE HOUSE

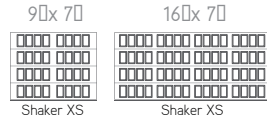
## MODEL PATTERNS AND LAYOUTS

**NORTH HATLEY** (19" x 15" grouped by 2 and 40" x 15") 9" x 7"



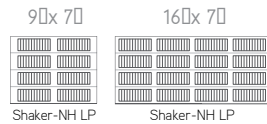
Available for R-16, R-12, R-10, R-6.6 and non-insulated. North Hatley LP layout is only available for R-16 and R-12.

**SHAKER** (8" x 14" grouped by 4)



Available for R-16 insulation

**SHAKER-NH** (40" x 15")



Available for R-10, R-6.6 and non-insulated


## COLORS

**STANDARD:** Ice White, Desert Sand, Claystone, Dark Sand and Moka Brown  
Available for all insulations, except Dark Sand not available for R-6.6 and non-insulated.

**PREMIUM:** Charcoal, Evergreen, Black, American Walnut and Chocolate Walnut  
Available for R-16 insulation, except Evergreen not available for Shaker and Shaker-NH.



Standard+ Shaker XS, 9" x 7" Desert Sand, Clear windows

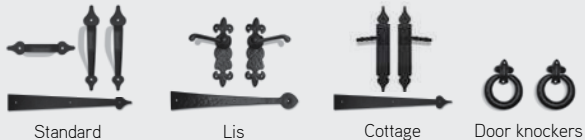


Acadia 138 North Hatley SP, 9" x 7" Dark Sand, windows with Bellevue Inserts



Standard+ North Hatley LP, 9" x 8" Chocolate Walnut, 8 lite Orion windows

## FOR A CARRIAGE HOUSE LOOK, ADD DECORATIVE HARDWARE



# Townships collection®



## PRINCETON



Princeton P-11



Princeton P-12



Eastman E-11



Eastman E-12



Cambridge CS



Princeton P-13



Princeton P-21



Eastman E-13



Eastman E-21



Cambridge CM



Princeton P-22



Princeton P-23



Eastman E-22



Eastman E-23



Cambridge CL

The configurations shown are equivalent to 9' x 7' doors.

## COLORS

STANDARD: Ice White<sup>®</sup>, Desert Sand<sup>®</sup>, Claystone<sup>®</sup>, Dark Sand and Moka Brown

PREMIUM: Charcoal, Evergreen, Black and Chocolate Walnut<sup>®</sup>

<sup>®</sup> Available overlay colors



Princeton P-23, 8'x 7' Desert Sand doors and overlays, 8 lite Panoramic windows



Cambridge CL, 15'x 7' Chocolate Walnut door and overlays

# SPECIALTY DOORS<sup>1</sup>

**CALIFORNIA** FULL VISION DOOR THICKNESS: 1 1/2" —————

COLORS: White, Anodized and Black

**TOP TECH** TEXTURED STEEL THICKNESS: 1 1/2" POLYURETHANE R-16 ———

MODEL PATTERNS AND LAYOUTS: 2 Grooves, 4 Grooves and Flush

COLOR: Tex White

**H-TECH** ALUMINUM THICKNESS: 1 1/2" POLYURETHANE R-16 —————

MODEL PATTERNS AND LAYOUTS: Classic CC, 2 Grooves, 4 Grooves and Flush

COLORS: White, Nordic, Tundra, Universal Brown and Heron Blue

<sup>1</sup> For more details on Specialty doors, consult [garaga.com/residential-models](http://garaga.com/residential-models).



California, 9'x 7' Black aluminum frame, Satin glass

## STAINED GLASS<sup>1</sup>



Patina coming 3/5



Zinc coming 3/5

## Privacy Level: X/5



Cachet

## PRINTING PROCESS<sup>1</sup>



Caprice



Empire


## TYPES OF GLASS<sup>1</sup>



Azur 3/5



Masterline 4/5



Chinchilla 4/5



Screen 4/5



Pinhead 4/5



Soft 4/5




Fluid 2/5




Glue Chip 3/5



Satin 4/5



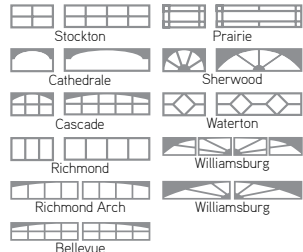
Clear\* 0/5

\*  Clear 40x13 thermopane glass is also available with the Low-E Argon energy option.

## DECORATIVE INSERTS<sup>1</sup>



Decorative inserts are installed on the exterior side of the window (easy to remove).



For all the available Williamsburg Inserts, visit [garaga.com/inserts](http://garaga.com/inserts).

<sup>1</sup>Color of frame and inserts: White, Claystone, Desert Sand, Dark Sand, Brown, Black and Green. Charcoal color available for all frames and only for Stockton, Prairie (40" x 13") and Richmond (40" x 13") decorative inserts. Walnut color available only for frames 40" x 13" frames.

## ORION



This window has aluminum grids inserted between the two panes of glass.



Color of frame: White, Claystone, Desert Sand, Dark Sand, Brown, Black, Charcoal, Green and Walnut.

Color of grids: White, Claystone, Desert Sand, Dark Sand, Brown and Black. Pewter comes available only with Orion 4 and 8 lites. Walnut available only with Orion 4 vertical lites and 8 lites.

## PANORAMIC (TOWNSHIPS COLLECTION ONLY)

Windows can only be installed in the top section.



\*\*Not available for Cambridge CM and CS layouts.

The square widths vary depending on the design and size of the chosen door.

## COORDINATES WITH

Garaga is proud to collaborate with entry door manufacturer, Novatech, so we can offer you products that go together perfectly. Visit [garaga.com/novatech](http://garaga.com/novatech).

## AVAILABILITIES BY MODEL

	Standard+ (R-16)	Acadia 138 <sup>2</sup> (R-12)	Triforce (R-10) Dualforce (R-6.6) Uniforce (Non-insulated)	Townships Collection (R-16)	California	Top Tech (R-16) H-Tech (R-16)
Azur <sup>1</sup> and Masterline <sup>1</sup> Glass	☐					
Soft <sup>1</sup> , Fluid <sup>1</sup> , Chinchilla <sup>1</sup> , Screen <sup>1</sup> and Pinhead <sup>1</sup> Glass	☐			☐		
Clear Glass	☐	☐	☐	☐	☐	☐
Glue Chip Glass	☐			☐		☐
Satin Glass	☐			☐	☐	☐
Stained Glass <sup>1</sup>	☐					
Printing Process	☐					☐
Orion <sup>2</sup>	☐	☐				☐
Decorative Inserts <sup>3</sup>	☐	☐	☐	☐		☐
Panoramic <sup>4</sup>				☐		
Tinted Glass, Fluted Polycarbonate					☐	

SIZE	MODEL PATTERNS AND LAYOUTS
21" x 13"	Classic CC, Shaker CC
40" x 13"	Classic XL, Prestige XL, North Hatley SP, North Hatley LP, Shaker XS, Shaker-NH LP, Shaker XL
21" x 13" and/or 40" x 13"	Classic MIX, Vog, Moderno Multi, Moderno 2 beads, Grooved, Flush

<sup>1</sup>Available only for 40" x 13" sizes.

<sup>2</sup>For Acadia 138: 4 vertical lites Orion is not available; Orion frame is available only with White, Brown, Claystone, Desert Sand and Dark Sand; Orion grids are only available in White and Claystone.

<sup>3</sup>Williamsburg insert is not available for 11' to 15' doors.

<sup>4</sup>"Without grids" available with Clear, Satin or Pinhead. 4 vertical lites and 8 lites with Clear or Satin only.

For all the available styles of windows and possible color combinations, visit [garaga.com/designcentre](http://garaga.com/designcentre).

# 3 STEPS TO CHANGE YOUR GARAGE DOOR

## 1 CHOOSE YOUR STYLE

Whatever style you desire, you will find it with Garaga. Consider the different possibilities of **model patterns**, **layouts** and **windows** on the other side of this brochure and make a choice from among the models of our 3 different looks.



TRADITIONAL

Standard+ Shaker CC, 9'x 8' Ice White



CONTEMPORARY

Standard+ Moderno Multi, 16'x 7' Black, Azur windows / Coordinated with entry door from Novatech with Azur glass



CARRIAGE HOUSE

Eastman E-21, 9'x 8' Moka Brown doors and Ice White overlays, 8 lite Panoramic windows

## 2 CHOOSE YOUR COLOR

Whether you opt for a classic color or one more modern, choose one that blends well with the other exterior features of your home.


### STANDARD




Ice White<sup>o</sup>




Desert Sand<sup>o</sup>



Claystone<sup>o</sup>




Dark Sand



Moka Brown


### PREMIUM



Charcoal



Evergreen



Black



American Walnut



Chocolate Walnut<sup>o</sup>

Consult the Summary for availability of colors by model.

PREMIUM COLORS: low additional fees apply. Visit [garaga.com/premiumcolors](http://garaga.com/premiumcolors) to learn more about Garaga's Premium colors.

<sup>o</sup>Colors of overlays available for Township Collection garage doors.



GENTEK'S EQUIVALENT ALUMINUM CAPPING

Ice White similar to Ice White #429  
Desert Sand similar to Almond #532  
Claystone similar to Pebble #559  
Dark Sand similar to Sable #547  
Moka Brown similar to Commercial Brown #562

Charcoal similar to Slate #523  
Evergreen similar to Bonneville Green #598  
Black similar to Black #525  
American Walnut: N/A  
Chocolate Walnut: N/A

## 3 CHOOSE YOUR CONSTRUCTION

From among our varied garage door compositions, you are sure to find the insulation level (R value) and air infiltration performance (transfer of heat or cold between inside and outside) that you require.

### R-16 AND R-12 THERMAL INSULATION

MODELS: TOWNSHIPS COLLECTION, STANDARD+, ACADIA 138, H-TECH AND TOP TECH

#### 1 INTERLOK™ JOINT

Located between sections, this joint blocks air infiltration due to its triple-contact weatherseal.

Makes sections very strong as it is mechanically interlocked and not bonded.

#### 2 WOOD END BLOCKS

One of the most effective thermal breaks, they eliminate any transfer of cold or heat between materials.

#### 3 REINFORCED METAL PLATES

With 14-gauge thickness, they are used to solidly attach hinges, handles and operator bracket.

#### 4 HIGH-PERFORMANCE WEATHERSTRIPPING

Our weatherstripping ensures increased weathertightness and stays flexible through the coldest temperatures.


#### 5 POLYURETHANE

High-pressure injected foam provides R-16 thermal resistance for 1" doors or R-12 for 1 1/2" doors.

Because it adheres to the section walls, it provides a high level of rigidity to the door.

#### 6 CONTINUOUS WOODGRAIN

Up close or at a distance, our embossed woodgrain finish is flawless and very refined.




**RUGGED & DURABLE**

**THERMALLY EFFICIENT**

**REFINED DESIGN**

### R-10 THERMAL INSULATION




MODEL: TRIFORCE

**1 Polystyrene insulation** bonded to 2 steel panels and grooved to match the embossed panel for more strength.

**2 InterStop™ joints** prevent air infiltration and are firmly attached to sections.

**3 Wood end blocks** are one of the most effective thermal breaks.

### R-6.6 INSULATION OR NON-INSULATED



MODELS: DUALFORCE AND UNIFORME

**1 24-gauge galvanized steel** with a coat of baked-on paint for a high durability door.

**2 Polystyrene insulation** available as an option for an insulation value of R-6.6.

# SUMMARY

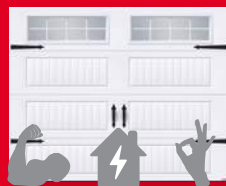
MODELS	Townships Collection	Standard+	Acadia 138	Triforce	Dualforce	Uniforce
<b>TECHNICAL FEATURES</b>						
Insulation	R-16	R-16	R-12	R-10	R-6.6	Non-insulated
Thickness	2 3/8"	1 3/4"	1 3/8"	2"	2"	2"
Warranty	Lifetime (limited)	Lifetime (limited)	Lifetime (limited)	Lifetime (limited)	15 years (limited)	15 years (limited)
<b>COLORS</b>						
Standard	☐	☐	☐	☐	All except Dark Sand	All except Dark Sand
Premium	All except Am. Walnut	See notes*				
<b>MODEL PATTERNS AND LAYOUTS</b>						
Princeton, Eastman and Cambridge	☐					
Prestige XL		☐				
Shaker CC		☐				
Shaker XL		☐				
Shaker XS		☐				
Shaker-NH LP				☐	☐	☐
Classic CC		☐	☐	☐	☐	☐
Classic MIX		☐	☐	☐		
Classic XL		☐	☐	☐	☐	☐
Vog		☐				
Moderno 2 beads		☐	☐			
Moderno Multi		☐				
Grooved		☐	☐			
Flush		☐	☐	☐		
North Hatley SP		☐	☐	☐	☐	☐
North Hatley LP		☐	☐			

\*Evergreen color is not available for Vog, Prestige and Shaker patterns.  
American Walnut color is not available for Vog, Flush, Moderno and Grooved patterns.

See all the possibilities by creating your garage door before buying it at [garaga.com/designcentre](http://garaga.com/designcentre)



# WHY HAVE MORE THAN 1.7 MILLION GARAGA DOORS BEEN INSTALLED SINCE 1983?



## SUPERIOR PERFORMANCE

Get a product that exceeds your expectations. Our garage doors, inspired by Canada's severe weather, are **energy efficient** as they are first and foremost weathertight. They are **strong** and constructed with long-lasting components, rigorously selected to give a flawless finish, both up close and at a distance.



## ONE OF THE LARGEST SELECTIONS IN THE INDUSTRY

With **thousands of possible combinations**, you are sure to find the garage door you are looking for. Select style, color and much more by visiting [garaga.com/designcentre](http://garaga.com/designcentre). There you can create and view online the perfect door to enhance your house and be assured you're making the best decision.

## A PICTURE IS WORTH A THOUSAND WORDS

So that you can make an informed decision, all the options you want can be **quickly** calculated then presented to you in a **clear, illustrated quotation**. Once your garage door has been chosen, your quotation is automatically transmitted to our factory to be **precisely custom-crafted**.





# LiftMaster®

Quiet and reliable garage door openers

## ELITE SERIES®



- Ultra quiet
- Belt or chain drive
- □ HP, AC or DC power



- Ultra quiet
- Jackshaft
- DC power

## PREMIUM SERIES®



- Quiet
- Belt or chain drive
- □ HP, AC or DC power

## USEFUL ACCESSORIES



**Keyless and wireless entry system**

- Open or close your garage door without using a remote control and program it with a 4-digit code



**Automatic Garage Door Lock**

- To ensure greater security for your home, can be activated with your smartphone

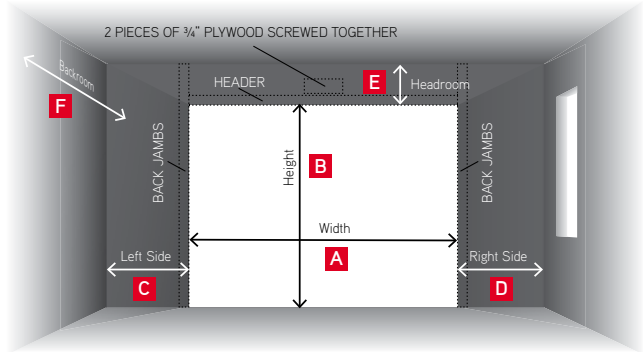
Consult [garaga.com](http://garaga.com) to view all available accessories

## myQ® Technology

Allows you to open or close your garage door from anywhere by using a smart device such as a watch, telephone, tablet or laptop.



# TAKE MEASUREMENTS



1) Measure existing door opening's width **A** and height **B** in feet and inches. This determines the size of door needed. Never base your measurements on the size of the existing door but on the door's opening instead.

2) Measure for sideroom, left side **C** and right side **D**.

- 6 inches is required on each side for installation of vertical track.
- Make sure no entry door will interfere with the horizontal track of the door.

3) Measure area labeled **E** headroom. Distance between the top of the door opening and the ceiling (or floor joist);

- 8" is required for standard extension spring.
- 12" is required for standard torsion spring.
- Add 2" more for electric opener.
- If you have restricted headroom, special hardware is available.

*NOTE: If door height  $e$  tends above the opening, the headroom measurement should be taken from the top of the top section to the ceiling.*

4) Measure area labeled **F** backroom. Distance is measured from the garage door opening toward the back wall of the garage.

- Door height plus 28" is required.
- Additional backroom (door height + 48" may be required for installation of an automatic garage door opener.
- Make sure no lighting or other material will interfere with the door sections when moving.

### Getting the opening ready

- 1) Make sure the size of the opening matches the size of the door. For example: a door of 9'x 7' needs an opening of 9' wide by 7' high.
- 2) The position of the header and back jamba (2" x 6") are very important. The header must be flush with back jamba (on the same plane). The back jamba must be perpendicular, plumb and square

For more details, visit [garaga.com/measures](http://garaga.com/measures)

# YOUR GARAGA DOOR IN 3 STEPS



## CHOOSE THE STYLE

So that your garage door is exactly what you want, choose from our traditional, contemporary and carriage house styles. Next, select your windows from among our many available models.



## CHOOSE THE COLOR

To coordinate your garage door with your entry door, or to add an interesting element to the front of your home, choose one that pleases you from our stylish colors.



## CHOOSE THE INSULATION

We offer 5 choices of thermal insulation. Select the one best suited to how you will use your garage.



8500 25<sup>th</sup> Avenue  
Saint-Georges QC  
G6A 1K5  
CANADA

418 227-9458  
[info@ga.aga.com](mailto:info@ga.aga.com)  
[ga.aga.com](http://ga.aga.com)

logo FSC



YOUR  
GARAGA  
DISTRIBUTOR